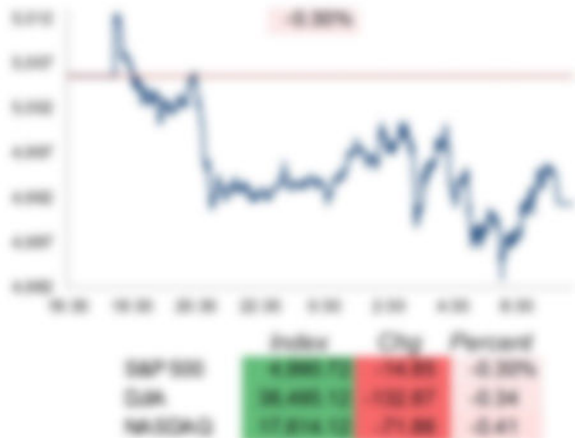


S&P 500 Futures




Pre-Market Movers

UP	Chg	Down	Chg
SPY	14.80	MSU	-4.1%
QQQ	8.31	COO	-3.8%
IBB	3.88	MD	-2.8%
VEV	3.88	AI	-2.7%
ADV	2.77	CAF	-2.1%
IBB	2.76	HT	-2.0%
SMG	2.51	VAL	-2.0%
TEVA	2.48	SPR	-2.0%
ALX	2.00	SP	-2.0%
MDP	1.90	COF	-2.0%
IP	1.91	AA	-1.9%
LOK	1.80	CL	-1.8%
MSM	1.47	S&P500	


International Markets

	Price	Change
US 10Y	4.41	7.08
Hong Kong	16.248	91.80
Japan	26.388	-108.77
Spain	48	0.0
UK	7.747	16.07
Germany	17.076	-1.08
France	1.791	20.00
IN	21.710	36.00
Italy/Luxury	5.888	0.00

S&P 500 Technical Status



Oil Futures



10-yr Bond Yield



Interest Rates

Term	Rate	Change
1mo	5.25%	0
3yr	4.80	-4
5yr	4.25	-3
10yr	4.27	-1
30yr	7.25	44

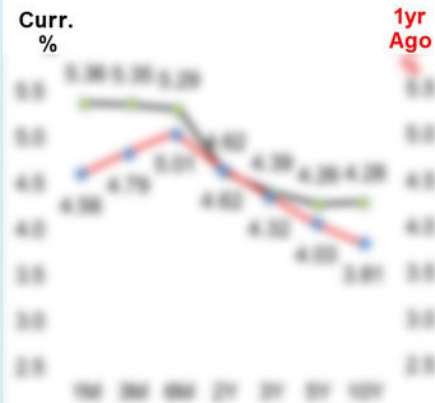
Commodities

	Price	Change
Crude Oil	\$78.88	- \$ 0.01
Gas	2.00	0.00
Copper	38	-1.40
Wheat	51.98	20.27

Index Performance

	YTD	QTD	YTD
S&P500	3.00%	4.00%	4.00%
QXN	1.25	2.40	2.40
NASDAQ	4.00	5.00	5.00
Russell 2k	4.25	5.25	5.25
S&P500 VIX	2.15	1.24	1.24

Yield Curve



Stock and Market Moving News

Ticker	Pre-Mkt
AAVE	+2.7% TSLA and AIRM cut to Neutral at Philly
SPY	-0.88% S&P to buy for \$26 in stock
QQQ	Multiple firms raised price targets
IBB	UB plans to pay out \$1.5b under Chips Act
SPY	2.7% in talks with US for \$15b in incentives under Chips Act Stimulus
STLA	Multiple firms raised price targets
UB	0.2% Looking like a buy - Barrois
MSM	-1.2% M&P find a way to beat euphoric expectations - Barrois
TRC	-0.4% To sell remaining insurance holding stake for - \$15.3b
VZ	S&P to buy for \$11.5b in cash (50.3c)

Wall Street Commentary

Firm	Strategist	Note Summary
UB	Roche	Revised S&P 2024 target to 5,200 from 5,100
UB	Oliver	Macroeconomic improving, upgraded stocks to overweight, cut credit to underweight
Truist	Truist	Strong prices driving analyst target raises, credit feedback loop which can cause a rally
UB	Roche	Revised S&P 2024 target to 5,400 from 5,100


Select Earnings Reports

Pre-Mkt Option	Earnings Report		Open to Close	
	Chg (%)	Implied Move	Per Share Act. vs. Est.	Rev. vs. Est. (%)
AMZN	0.00	\$6.00(0%)	1.00	1.00
GOOGL	0.00	\$5.17(0%)	0.00	0.00
MSFT	0.00	\$4.10(0%)	0.00	0.00
FB	0.00	\$4.10(0%)	0.00	0.00
ADP	0.00	\$1.00(0%)	1.00	1.00
INTC	0.00	\$1.00(0%)	1.00	1.00
IBM	0.00	\$1.00(0%)	1.00	1.00
ORCL	0.00	\$1.00(0%)	1.00	1.00

Upgrades & Downgrades

Firm	To	From	Price Tgt.	Pre-Mkt Cha	BBR <sup>1</sup>
AMZN	Buy	Hold	175	0.00%	0
GOOGL	Buy	Hold	140	0.00%	0
MSFT	Buy	Hold	110	0.00%	0
FB	Buy	Hold	100	0.00%	0
ADP	Buy	Hold	100	0.00%	0
INTC	Buy	Hold	100	0.00%	0
IBM	Buy	Hold	100	0.00%	0
ORCL	Buy	Hold	100	0.00%	0

International Trading Ranges



- Broker Codes**
- ARG- Argus
  - BCS- Barclays
  - BM- Benchmark
  - BRN- Redburn
  - BSH- WedBush
  - CF- Cantor
  - CND- Canaccord
  - CWN- Cowen
  - DVD- Davidson
  - DWA- Daiwa
  - EJ- Edward Jones
  - GUG- Guggenheim
  - HAM- Needham
  - KB- KeyBanc
  - MAC- Macquarie
  - MZ- Mizuho
  - NMRA- Nomura
  - PPR- Piper Sandler
  - RB- Bernstein
  - RJC- Raymond James
  - RWB- Baird
  - SB- Scotia
  - SF- Stifel
  - SG- SocGen
  - SPT- Seaport
  - SQ- Susquehanna
  - STV- Stephens
  - TFC- Truist
  - WB- William Blair
  - WLF- Wolfe

Today's Economic Reports

Leading Index	Current		Previous Report	Market Chg New - Old
	Time	Est.		
Leading Index	10:30	0.2%	0.1%	↓ ↓ ↓ ↓ ↑

Select Future Earnings Reports

Date	Time	Estimate		Opt. Impl. Move (+/-)
		EPS	Rev (\$M)	
2/21	8:00	0.10	1.00	0.00(0%)
2/21	8:00	0.10	1.00	0.00(0%)
2/21	8:00	0.10	1.00	0.00(0%)
2/21	8:00	0.10	1.00	0.00(0%)
2/21	8:00	0.10	1.00	0.00(0%)
2/21	8:00	0.10	1.00	0.00(0%)
2/21	8:00	0.10	1.00	0.00(0%)
2/21	8:00	0.10	1.00	0.00(0%)
2/21	8:00	0.10	1.00	0.00(0%)

NYSE 52w Highs and Lows



<sup>1</sup> Birinyi broker rating of near and mid-term stock performances from open following analyst action

